

## What info is required to be on the board?

Fiction:

Title, Author, Publisher AND Publication Date, Plot Summary, Main Characters, Setting(time and place), Conflict, & Solution/Resolution 8 total components

Non-Fiction:

Title, Author, Publisher AND Publication Date, Type of Informational Text (see rubric), Text Summary, Graphic Organizer, Student Connections, & Author's Purpose 8 total components

### Additional Judging Instructions:

If copyrighted material is used and not credited, 10 points deducted. Copyrighted material should be used for decorative purposes only. Judges prefer to see student artwork and creativity though!

If any components are missing, 10 points deducted.

10 points are also deducted if child's work is not evident.

### Don't Get Disqualified!

★ Boards without a permission form and participation form will be **disqualified**.

Student name/info on the front of the board will **disqualify** the project.

Plagiarism will **disqualify** the board. All elements must be the student's work.

Using a graphic organizer printed from the Internet counts as plagiarism. The graphic organizer should be the student's work. It must capture the main idea or important points of the text. (Only non-fiction requires this)

Using a "short" board will **disqualify** the project. Boards must measure 36X48in. If they are off by only an inch or so, that is acceptable. Half size boards are not.

# READING FAIR CATEGORIES

## *A* FAMILY Literary Fiction Categories

Grades	Division	Presentation Type
Grades PreK-K	Division A	Storyboard
Grades 1-2	Division B	Storyboard

**NOTE:** Family division projects should portray a book appropriate to the age of the student(s). The student(s) should be very knowledgeable about the book's story elements and should have an active part in the construction of the display.

## INDIVIDUAL Literary Fiction Categories *Make-Believe*

Grades	Division	Presentation Type
Grade 3	Division C	Storyboard
Grades 4-5	Division D	Storyboard
Grades 6-8	Division E	Storyboard or Digital Media
Grades 9-12	Division F	Storyboard or Digital Media

**NOTE:** Division E and F can choose between Storyboard or Digital Media Presentation.

## INDIVIDUAL Informational Nonfiction Texts Categories *factual information*

Grades	Division	Presentation Type
Grades 3-5	Division G	Storyboard
Grades 6-8	Division H	Storyboard or Digital Media
Grades 9-12	Division I	Storyboard or Digital Media

**NOTE:** Division H and I can choose between Storyboard or Digital Media Presentation.

## GROUP Literary Fiction Categories

Grades	Division	Presentation Type
Grades 3-5	Division J	Storyboard
Grades 6-8	Division K	Storyboard or Digital Media
Grades 9-12	Division L	Storyboard or Digital Media

*A* **NOTE:** Only 2 to 3 students in a group. If a group project has students in various grades, the project should be placed in the division of the oldest student. This does not include class projects. Division K and L can choose between Storyboard Digital Media Presentation.

**PROJECT NAME PLATE EXAMPLE**

*All info must be completed on Back*



Mississippi Department of Education  
PreK-12 Reading Fair  
Student Project Name Plate

Student Name \_\_\_\_\_ Grade \_\_\_\_\_

Book Title \_\_\_\_\_ Division \_\_\_\_\_ Bilingual Y or N

School \_\_\_\_\_ District \_\_\_\_\_

HR Teacher \_\_\_\_\_




Mississippi Department of Education  
PreK-12 Reading Fair  
Student Project Name Plate

Student Name \_\_\_\_\_ Grade \_\_\_\_\_

Book Title \_\_\_\_\_ Division \_\_\_\_\_ Bilingual Y or N

School \_\_\_\_\_ District \_\_\_\_\_

HR Teacher \_\_\_\_\_



Mississippi Department of Education  
PreK-12 Reading Fair  
Student Project Name Plate

Student Name \_\_\_\_\_ Grade \_\_\_\_\_

Book Title \_\_\_\_\_ Division \_\_\_\_\_ Bilingual Y or N

School \_\_\_\_\_ District \_\_\_\_\_

HR Teacher \_\_\_\_\_

## READING FAIR CATEGORIES

- Students in grades 3-12 have the opportunity to share their favorite nonfiction book. All students deciding to do so are to compete in the Individual Divisions, within their specified grade group (Divisions G-I). All other entries should only represent **Literary Fiction** books.

**NOTE:** Remember the school's librarian is an excellent resource for determining if the book selected is indeed fictional. **BOOKS DO NOT HAVE TO BE ON READING LEVEL. STUDENTS HAVE FREE CHOICE IN SELECTING A BOOK FOR THE READING FAIR.**

- Group/Family Division projects should portray a book appropriate to the age of the student(s). The student(s) should be very knowledgeable about the book's story elements and should have an active part in the construction of the display. **Family and Group Divisions will be judged closely on whether the project shows work appropriate for the age level of the student.**

**NOTE:** Each student is limited to participating in only one project. Each Group Division project must have 2 to 3 students. If a group project has students in various grades, the project should be placed in the division of the oldest student. The projects should reflect the creative and originality of the students in the group.

- English Language Learners can create bilingual presentations to represent their native language as well as English. Each presentation element must be translated into English for judging. Elements not translated will have points deducted.

## STORYBOARD PROJECTS

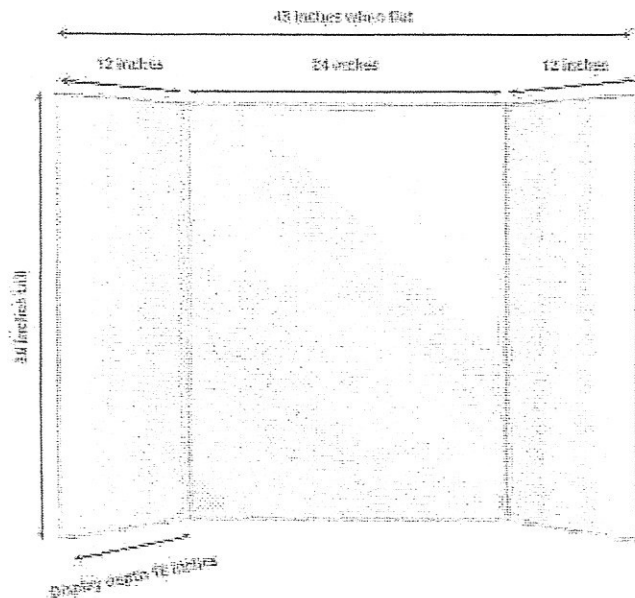
### Size

- A standard tri-fold project board that unfolds to be approximately 36" H x 48" W.

**NOTE:** Boards that do not meet the size requirements will be disqualified, **even if they proceed to the state-level competition.**

### Display/Safety

- Use the checklists as a guide for creating the project.
- Identifying information (name of the student(s), category and division, student's grade level, homeroom teacher's name, school and district name) **should be labeled on the back of the storyboard**. If any identifying information is placed on the front of the storyboard, the project will be disqualified.
- Only students may present the projects during the judging - even for the family projects. If a student needs accommodations, please submit the **Students Needing Accommodations Form** for additional adult supervision



★  
Form  
Attached

- Storyboards should be colorful and interesting. Models, shadow boxes, and illustrations that **fit in the middle of the display** are allowed. The total project should meet the required the width, depth or height of the standing display board (approximately 36" W x 14" D x 36" H of table space). There cannot be items protruding from the back or top of the board.
- No items should hang over the edge of the table or be placed on the floor. However, students may hold or wear items that coordinate with the project, if desired. Items used for the project are not to be alive, valuable, or dangerous, including dry ice.
- Items on the project board may be handwritten or typed. Younger students may require assistance in writing, typing, spelling, cutting, etc. This is permissible and part of the learning process. See **Divisions A, B, J, K, and L** regarding Family and Group Divisions.

**NOTE:** Storyboard content should match the age, grade level, and ability of the students presenting the project. Students do not have to bring or display the book during the competition.

- Students and teachers are encouraged to accompany their projects throughout all levels of competition; however, the student's presence is not required. All projects will be fairly judged regardless of the student's attendance.
- Projects must be able to withstand several levels of competitions to prevent the student from rebuilding the project at each level. The intent of this competition is for the same project to be judged at different levels.
- Electrical cords are not allowed at any level of competition due to the potential danger they pose in the aisles.
- No food or drinks can be used with the projects. Empty packages may be used as part of the display or on the display board.

## **DIGITAL MEDIA PROJECTS**

In a continued effort to bring technology to the classroom, the Reading Fair will feature digital presentations. Only **Divisions E, F, H, I, K, and L** can present Digital Media Projects.

- Students can create digital presentations using Powerpoint, Google Slide, or presentation format of their choice.
- Students must provide own ipad or laptop computer. Device should be charged and cannot be plugged in during judging.
- **Maximum** time limit: 3 minutes.
- Any materials that are deemed copyrighted - book covers or Internet images must give credit to the creator or source.
- Project is to be written in the student's own words and information has not be directly copied or plagiarized from any source.
- Digital Project must contain the same elements as the Storyboard Project.

# COPYRIGHT AND PLAGIARISM

## COPYRIGHT AND FAIR USE

- Copyright laws govern the use of copyrighted materials such as book covers and images from the internet.
- Teachers and students may use copyright materials for educational projects and learning activities, but specific Fair Use guidelines must be followed.
- Photographs or images may be used in its entirety when creating a presentation for educational purposes.
- Copyrighted images must be displayed with the creator's name or where the image was copied from.

EXAMPLE:





Image Credit:

~~kurtisscaletta.files.wordpress.com/2014/12/web.jpg~~

Gareth Williams, Illustrator  
Charlotte's Web, HarperCollins, 1999.

## PLAGIARISM

- Copying text exactly how it appears in a book or from a website is called plagiarism.
- Students should use their own words to complete the following portions of the Literary Competition presentation:
  - Plot Summary
  - Conflict
  - Solution or Resolution
  - Author(s) Study
  - Text Summary
  - Author's Purpose
  - Topic Study
- Projects can be disqualified at any level if the information is found to be plagiarised.



## Reading Fair Photograph/Video Permission Form

**NOTE:** This form should be on file at the student's school.  
Only advance to each level of competition if permission is denied.

**Student's Name:** \_\_\_\_\_  
(Please Print)

**Parent/Guardian's Name:** \_\_\_\_\_  
(Please Print)

**School:** \_\_\_\_\_

**District:** \_\_\_\_\_

**Title of Book:** \_\_\_\_\_

**Select Category student will represent.** (Check one category.)

- Individual Division                       Group Division

**NOTE:** Check all that apply

- Permission is given for the above named individual(s) presenting at the School, District, Regional and State Level Reading Fair Competitions to be photographed and/or videotaped.
- Permission is not given for the above named individual(s) presenting at the School, District, Regional and State Level Reading Fair Competitions to be photographed and/or videotaped.
- Child requires special accommodations. Please send Student Accommodations Form to the School, District, Regional, and State level coordinators.

\_\_\_\_\_  
**Parent/Guardian Signature** **Date**

\_\_\_\_\_  
**School Representative Signature** **Date**

**NOTE:** This form is to be kept on file at the school/district level.